

SKYRIDGE




Welcome to Botanica  
where nature's embrace  
reaches new heights.



# Move up to a natural haven

\*Illustrative view only, actual view may vary.



Nestled within the elevated reaches of SkyRidge, the new Botanica neighbourhood is where the beauty of nature and the luxury of rare views come together in stunning harmony. It's a special place to come home to – where you can breathe out and let the cares of the world drift away. It's a home where you can truly relax and feel free.

It's where you can feel rewarding connections to nature, surrounded by birdsong as you explore SkyRidge's vast trail network. Then there's the connection to a vibrant community spirit, the future Retail Village Centre, and the captivating heart of the Gold Coast, above which SkyRidge proudly rests.

# Move up to green spaces

Live surrounded by leafy, peaceful reserves, landscaped parks and a preserved Ecological Corridor. Botanica offers an idyllic blend of nature and recreation.


Over 15km of walking and biking trails link you to open-air exercise zones and the breathtaking new Lorikeet Park. Boasting an adventure playground, scenic observation deck and lookout, sheltered barbecue and picnic areas, kick-about zone areas, dog park and a grassy amphitheatre, this magnificent new community space will feel like an exciting extension to your backyard.

Closer to home, Botanica Park provides a haven for picnics and family time, featuring play equipment, picnic areas, kick-about area, an art wall, and calming views.

This neighbourhood is a haven for those seeking a healthy, active and nature-connected lifestyle at any stage in life.



Artist Impression



Lorikeet Park – Artist Impression



Botanica Park – Artist Impression



Please see Disclaimer below.



By Coral Homes



Photo for marketing purposes only

# Move up to heightened living

The allure of Botanica is evident at every turn. Leafy streets are fringed by meticulously designed homes – each a testament to the quality and timeless beauty assured by Botanica’s design guidelines.

Gentle, cooling breezes carry the scent of nature through the parks and avenues that bask in captivating coastal vistas. This is a place where serenity reigns amidst a blend of architectural excellence and natural splendour.

\*Disclaimer: The view in the image is a render for illustrative purposes only. It depicts how a view from a balcony constructed on Lot 1125 may appear. It does not reflect the future state of Lot 1125 noting that development of that lot may differ from that shown. Changes to the surrounding landscape, including the addition of structures (including but not limited to new homes), vegetation growth, or alterations to nearby landforms, may significantly alter the view.

# ECOLOGICAL CORRIDOR

# WALKING AND CYCLING PATHS



FUTURE RELEASES

PREVIOUS RELEASE

PREVIOUS RELEASE

CASPIAN CLOSE  
SANDERLING ROAD

ELECTRICAL EASEMENT

**BANKSIA RESERVE**

1006 489m<sup>2</sup>  
 1007 518m<sup>2</sup>  
 1008 432m<sup>2</sup>  
 1009 460m<sup>2</sup>  
 1010 460m<sup>2</sup>  
 1011 460m<sup>2</sup>  
 1012 460m<sup>2</sup>  
 1013 557m<sup>2</sup>  
 1014 850m<sup>2</sup>  
 1015 517m<sup>2</sup>  
 1016 495m<sup>2</sup>  
 1017 409m<sup>2</sup>  
 1018 424m<sup>2</sup>  
 1019 480m<sup>2</sup>  
 1020 430m<sup>2</sup>  
 1021 467m<sup>2</sup>  
 1022 537m<sup>2</sup>  
 1023 595m<sup>2</sup>  
 1024 532m<sup>2</sup>  
 1025 1050m<sup>2</sup>  
 1026 430m<sup>2</sup>  
 1027 430m<sup>2</sup>  
 1028 430m<sup>2</sup>  
 1029 400m<sup>2</sup>  
 1030 412m<sup>2</sup>  
 1031 429m<sup>2</sup>  
 1032 429m<sup>2</sup>  
 1033 571m<sup>2</sup>  
 1072 883m<sup>2</sup>  
 1071 733m<sup>2</sup>  
 1070 702m<sup>2</sup>  
 1069 702m<sup>2</sup>  
 1068 702m<sup>2</sup>  
 1139 702m<sup>2</sup>  
 1138 855m<sup>2</sup>

**LEGEND**

-  BOTANICA STAGES 10-11
-  FUTURE RELEASES
-  PREVIOUS RELEASES
-  CUSTOM HOME DESIGN






Banksia Reserve is a council retention basin and may not be accessible at all times

# Masterplan



**LEGEND**

-  FUTURE RELEASES
-  BOTANICA RELEASES
-  THE ASCENT RELEASES (SOLD OUT)



169-331 Hinkler Drive, Worongary, Gold Coast  
 Take Exit 75, Elysium Road  
[skyridgeliving.com.au](http://skyridgeliving.com.au)

While we have taken care to ensure the accuracy of information in this document at the time of publication, Pacific View Farm (Queensland) Pty Ltd gives no warranty and makes no representation as to the accuracy or sufficiency of any description, photograph, illustration or statement contained in this document and accepts no liability for any loss which may be suffered by any person who relies upon the information presented. All information provided is subject to change without notice. Purchasers should make their own enquiries and satisfy themselves as to whether the information provided is current and correct and if appropriate seek advice before entering into any contract. The rear boundary of Lots 1028 - 1033 are abutting an electrical easement. Photographs and illustrations in this brochure are indicative only and may not depict the actual development. March 2025